

SAFEACCESS RAIL AND PLATFORM
RAIL SAFEACCESS ET PLATEFORME
RAIL SAFEACCESS Y PLATAFORMA
SAFEACCESS GELÄNDER UND PLATTFORM

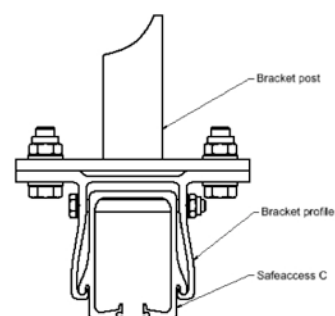
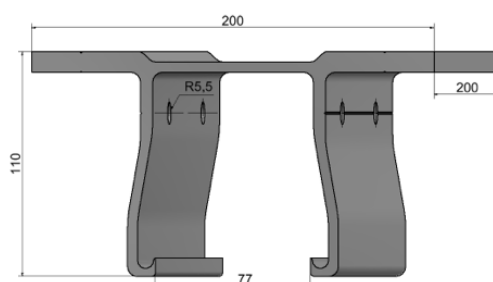
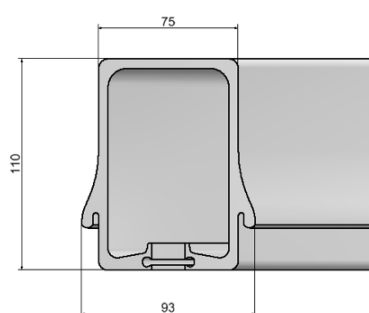
The monorail SAFEACCESS C and the platform form a building maintenance unit. This rail can be concealed, so it's the most aesthetic solution for architects.

The equipment has been designed and tested according to standard EN 1808 "Suspended Access Equipment". The monorail SAFEACCESS C consists of a aluminium rail fixed on top of a building from which the platform is suspended. Manually or powered trolleys allow the traversing of the platform along the façade. The lifting is carried out by a traction hoist attached to the platform.

The platform designed for 2 people consists of a tubular aluminum structure, covered by perforated panels with a height of 110 cm. It supports two people and their tools or 240 kg. The effective area of the floor is 200 x 80 cm. The platform designed for 1 person has an effective area of 140 x 80 cm and supports 1 person or 120 kg. All the mechanical parts are placed inside the platforms; this arrangement provides good protection against damage due to shock. The platforms are equipped with rollers rolling on the façade. Two NAV trolleys are required for a two suspension cable platform and one NAV trolley is required for a single suspension platform.



Rail SafeAccess C and Trolley manually operated by rope and pulley SafeAccess C trolley

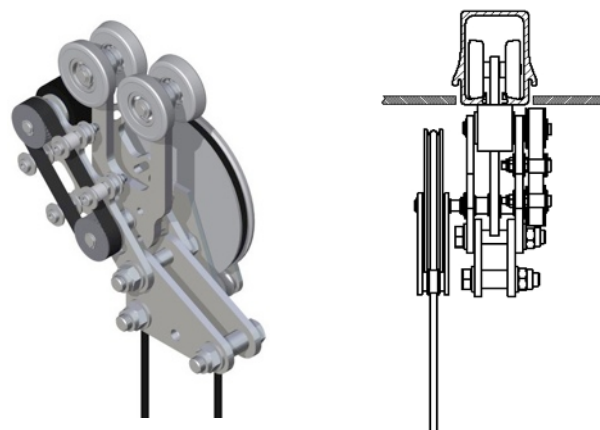


A striker plate is fixed on the suspension cables. When the top limit switch hits the plate, the platform stops and only the lowering movement is possible. In case of failure of the top limit switch, an ultimate limit switch cuts the main contactor. The users will lower the platform by opening the brake fitted on the hoists until the ultimate top limit switch is disengaged. An under load device fitted on the hoists, stops the descent if the tension in the rope is too low. An overload also equips the hoists; it stops the lifting in cases of overload. Overloading is factory calibrated to a value equal to 125% of the payload of the platform or 300 kg. An anti-collision bar fixed below the floor, stops the lowering in case of collision with an obstacle. The electrical box contains all the switches and safety devices that ensure control of the platform. The control of the movements lifting and traverse are done by push buttons.

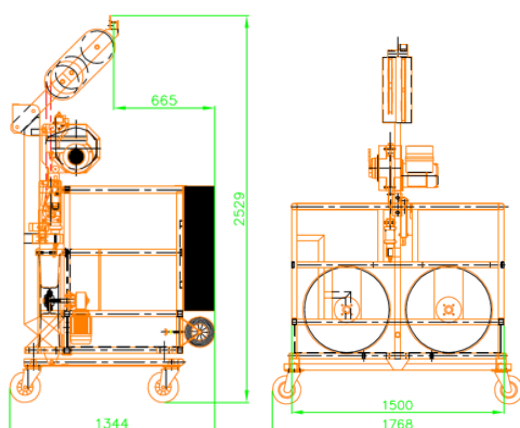
The Fallprotec SafeAccess C system comprises the following components: the rail, junction, brackets, curves, trolley and end stop.

The rail is made of aluminum alloy EN AW6060 T6. This alloy is capable of withstanding a marine environment, and thanks to the anodized treatment, no electrolytic corrosion will take place between the steel structure and the rail. The rail itself is available in anodized natural aluminum (light grey) and can be adapted to several kinds of configurations.

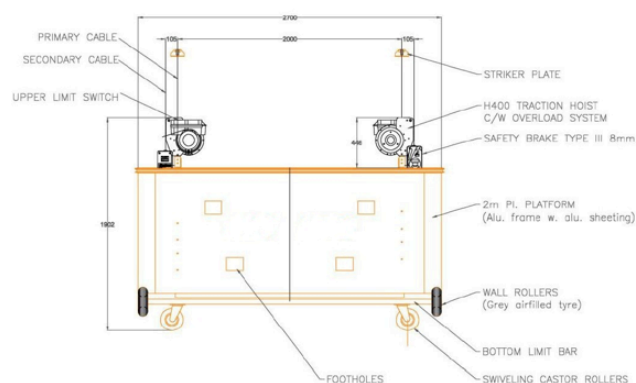
For a double suspension platform, a connecting bar is mandatory between the two trolleys. The bar is bended to allow the passage of the platform around the corner.



Ceiling section with SafeAccess C and trolley



Platform for 1 person



Platform for 2 people

Code N°	Weight	Description	Availability
MHS050	5,65 kg	SafeAccess C rail in lenght of 6.0 m alu 6060T6 Price per meter Mill finish	Available from stock
MHS051	2 kg	Ceiling bracket and junction for SafeAccess C; for both functions Aluminium mill finish	Available from stock
MHS052	2 kg	Ceiling bracket SafeAccess C alu	Available from stock
MHS054	17 kg	Outer or inner curve 90° SafeAccess C	Available from stock
MHS053	6 kg	PILOT 1 - Trolley manually operated by rope and pulley SS304 1 per suspension line (main + secondary rope)	Available from stock
MHS008	142 kg	Powered one man cradle capacity 120 kg in aluminium fully equipped	Available from stock
MHS018	360 kg	Powered 2 man cradle capacity 240 kg in aluminium fully equipped	Available from stock